



Compliance Made Easy

DMS Guide Book












Deaf Message Service (DMS) is a fire alarm notification system for the deaf and hard of hearing. If your fire alarm activates, DMS will send an emergency text message to all users subscribed to the service.

What to do now

You need to subscribe to DMS in order for us to send a message in the event of a fire. Text the location code displayed on the blue wall stickers to 07797 870999. You will receive a text confirming you are subscribed.

What do the lights mean?

The two lights visible through the DMS panel lid are there to provide you with a panel status.

Symbol	Sequence	Meaning
		Power OK.
		Power fail.
		Status OK.
		Fire alarm test mode.
		Fire.
		Fault.

DMS engineer functions are controlled by text message. In order to use these functions you must register to the panel.

The number to send texts to control these features is unique to this DMS panel and can be found on the sticker inside the panel.

Registering & De-registering

Action

Open the lid of the DMS panel

You text

Set register on

DMS texts you

You are now registered to this DMS. Please refer to <http://fireco.uk/dmsguide> for a comprehensive guide to commands.

You can register other people so they are able to use the control functions by repeating the command but including their mobile phone number. For example

You text

Set register on
07963 987654

DMS texts you

The number 07963 987654 is now registered to this DMS. Please refer to <http://fireco.uk/dmsguide> for a comprehensive guide to commands.

The person you have registered to the panel will get a text message notifying them. If you no longer wish to have control of the DMS panel you can de-register yourself or others.

Command to de-register

You text

Set register off

DMS texts you

You have de-registered from this DMS. Texts from this number will no longer be processed.

Example command to de-register others

You text

Set register off
07778 987654

DMS texts you

You have de-registered 07778 987654 from this DMS. Texts from that number will no longer be processed.

The person you have de-registered from the panel will get a text message notifying them.

Security

The DMS panel has a security feature that asks users to confirm their commands by repeating a case generated ARM code (unique with each attempt) after each command request. You are able to turn this feature off (see below)

Example of a command using the security function

You text

Set fire alarm test

ARM 1871

DMS texts you

You have requested the fire alarm test. Please reply with ARM 1871 to start.

This DMS is now in fire alarm test mode for 10 minutes so registered users will not receive a text message in the event of a fire.

Command to turn the security function on/off

You text

Set Security on

Set Security off

DMS texts you

You have activated the security function on this DMS. This means that every change to a setting will require an ARM code to be entered.

You have deactivated the security function on this DMS. This means that every change to a setting will not require an ARM code to be entered.

Naming the DMS panel

The DMS panel can be named to help identify panels in sites with multiple DMS installations. The name can be up to 32 characters.

You text

Set name Orchard
way Library

DMS texts you

The name of this DMS is
Orchard Way Library.

The DMS panel is able to tell you its name when requested

You text

Read Name

DMS texts you

The name of this DMS is
Orchard Way Library.

How to test your fire alarm without sending an evacuation message

If you do not wish for DMS to send an emergency alert to all subscribers you can silence the DMS panel for 1 to 60 minutes. The panel will automatically become active after this period has elapsed and will send you a text message to confirm.

You must log the amount of test time you require, DMS will store this figure and will use it each time you require a fire alarm test.

Example command to store your test time

You text

Set fire alarm test 10

DMS texts you

You have set the fire alarm test interval to 10 minutes. To activate the fire alarm test, text the words "fire alarm test" to this number.

Example command to enter fire alarm test mode

You text

Set fire alarm test

DMS texts you

This DMS is now in fire alarm test mode for 10 minutes so registered users will not receive a text message in the event of a fire.

The period of time elapses. DMS will automatically inform you.

This DMS is no longer in fire alarm test mode. Registered users will receive a text message in the event of a fire.

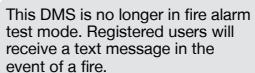
If you wish to stop being in fire alarm test mode at any time, follow the command below.

You text



Stop fire alarm test

DMS texts you



This DMS is no longer in fire alarm test mode. Registered users will receive a text message in the event of a fire.

If you do not wish to use the text function to silence DMS there is a button on the right hand side of the panel that can be pressed and will silence the panel for your pre set period of time. Alternatively you can open the lid of the DMS panel prior to your fire alarm test, this will mean no fire alert text messages will be sent. Once the DMS panel lid is closed the system will become active again.



fireco.uk



01273 320650